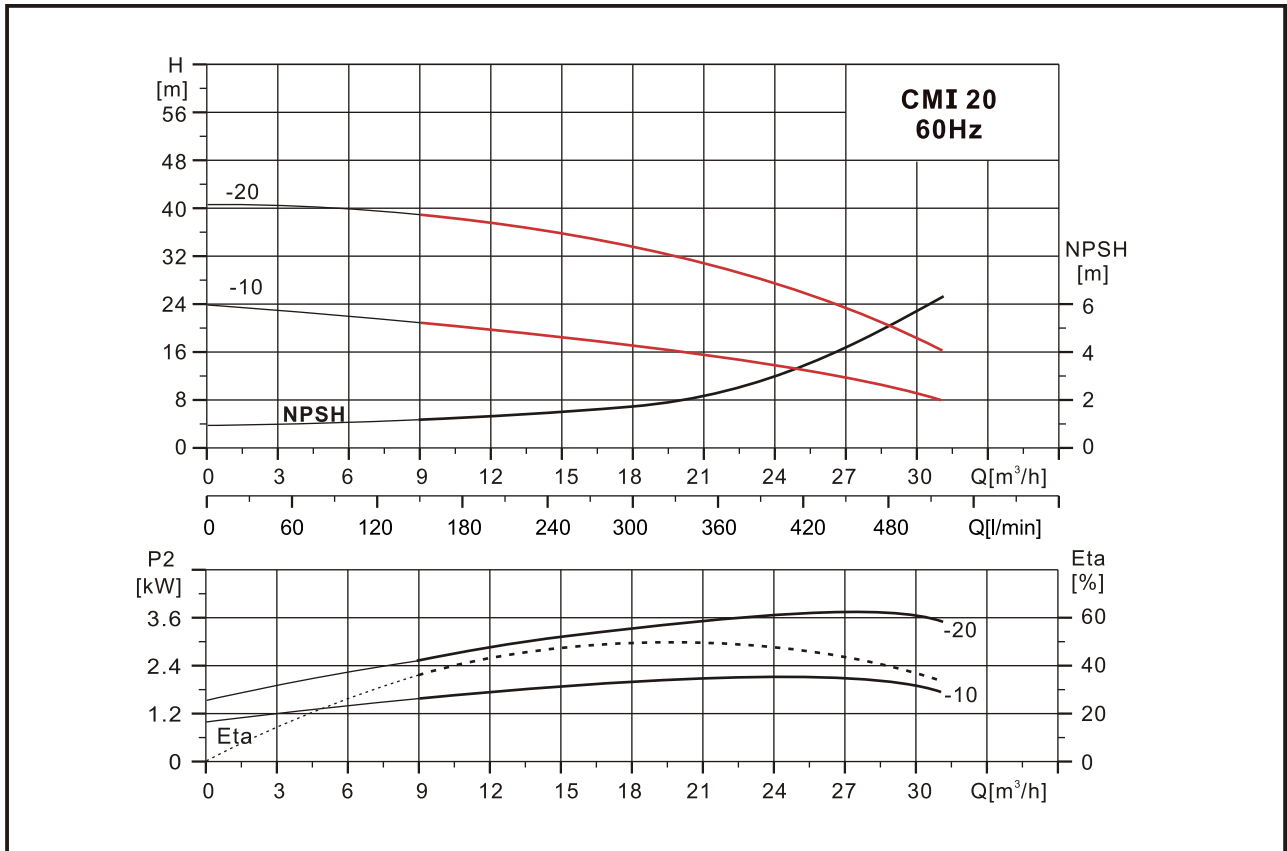


성능곡선도 CMI 20 60Hz

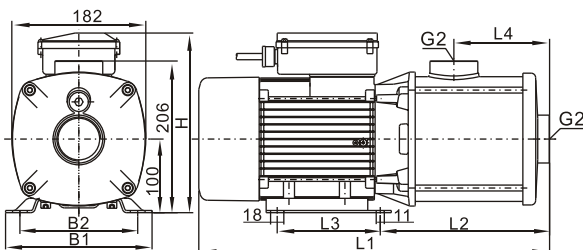


표준 사양

Model	P ₂ (kW) 출력	Q (m³/h)	10	14	16	20	24	28	32
CMI20-10	1.85	H (m)	18.5	18	17	16	15	12	8
CMI20-20	4.0		37	36	34	32	30	24	16

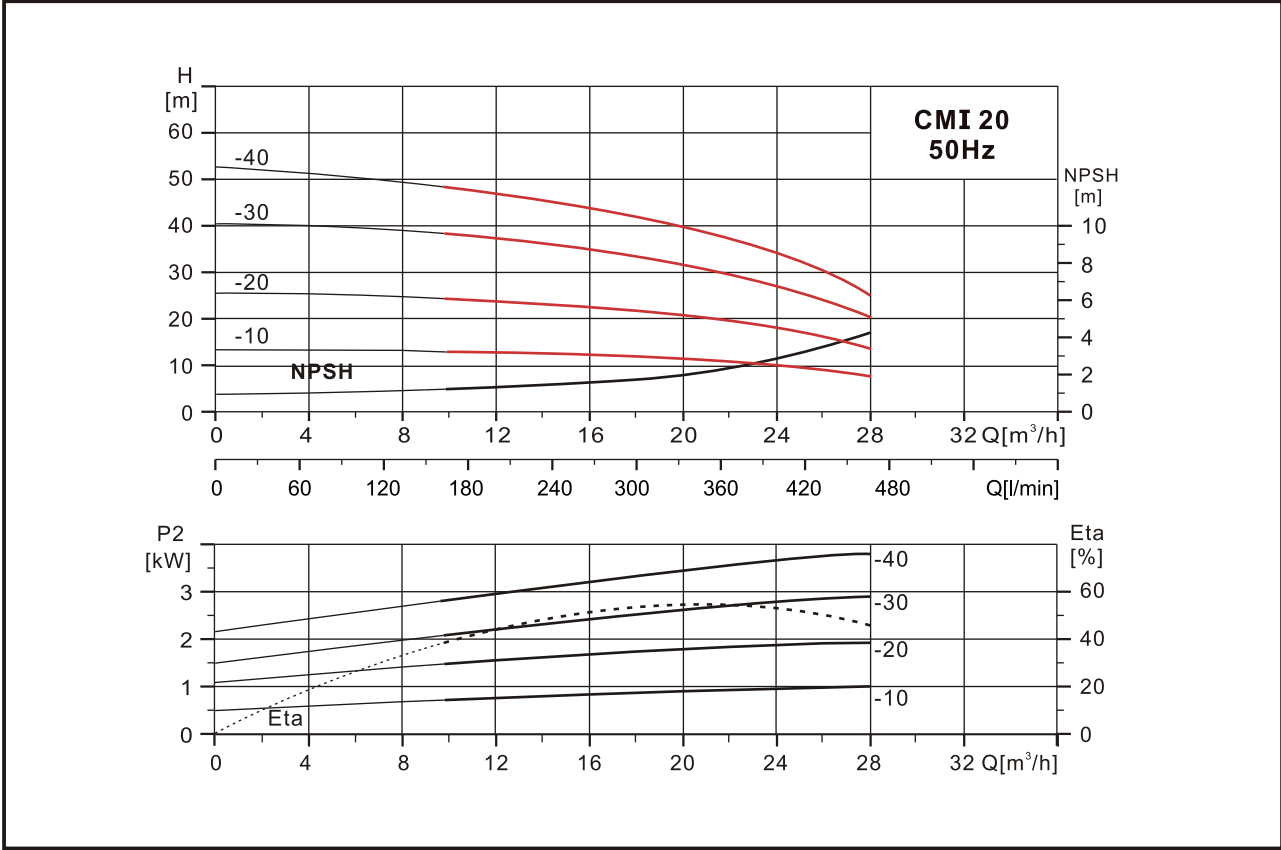
· 단상 220V는 표시없음, (T)는 삼상 220V/380V/440V

외형도 60Hz



Model	사이즈 (mm)											
	단상					삼상					L2	L4
B1	B2	L1	L3	H	B1	B2	L1	L3	H			
CMI20-10(T)	199	160	480	140	244	158	125	439	230	217	230	130
CMI20-20(T)	—	—	—	—	—	199	160	510	140	260	230	130

성능곡선도 CMI 20 50Hz

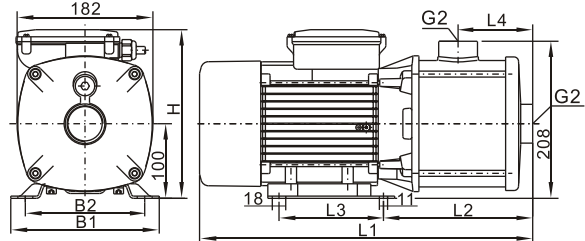


표준 사양

Model	P ₂ (kW) 출력	Q (m ³ /h)	10	12	14	16	18	20	22	24	26	28
CMI20-10	1.0	H (m)	13	12.5	12	11.5	11	10.5	10	9	8.5	7.5
CMI20-20	1.85		25	24	23	22	21	20	18	16	14	12
CMI20-30	3.0		39	38	36	35	33	31.5	30	27	24	21

· 단상 220V는 표시없음, (T)는 삼상 220V/380V/440V

외형도 50Hz



Model	사이즈 (mm)											무게 (kg)	
	단상					삼상					L2		L4
	B1	B2	L1	L3	H	B1	B2	L1	L3	H			
CMI20-10(T)	158	125	408	96	209	158	125	408	96	212	215	130	19
CMI20-20(T)	199	160	480	140	244	158	125	439	96	217	230	130	21
CMI20-30T	—	—	—	—	—	199	160	500	140	212	230	130	24