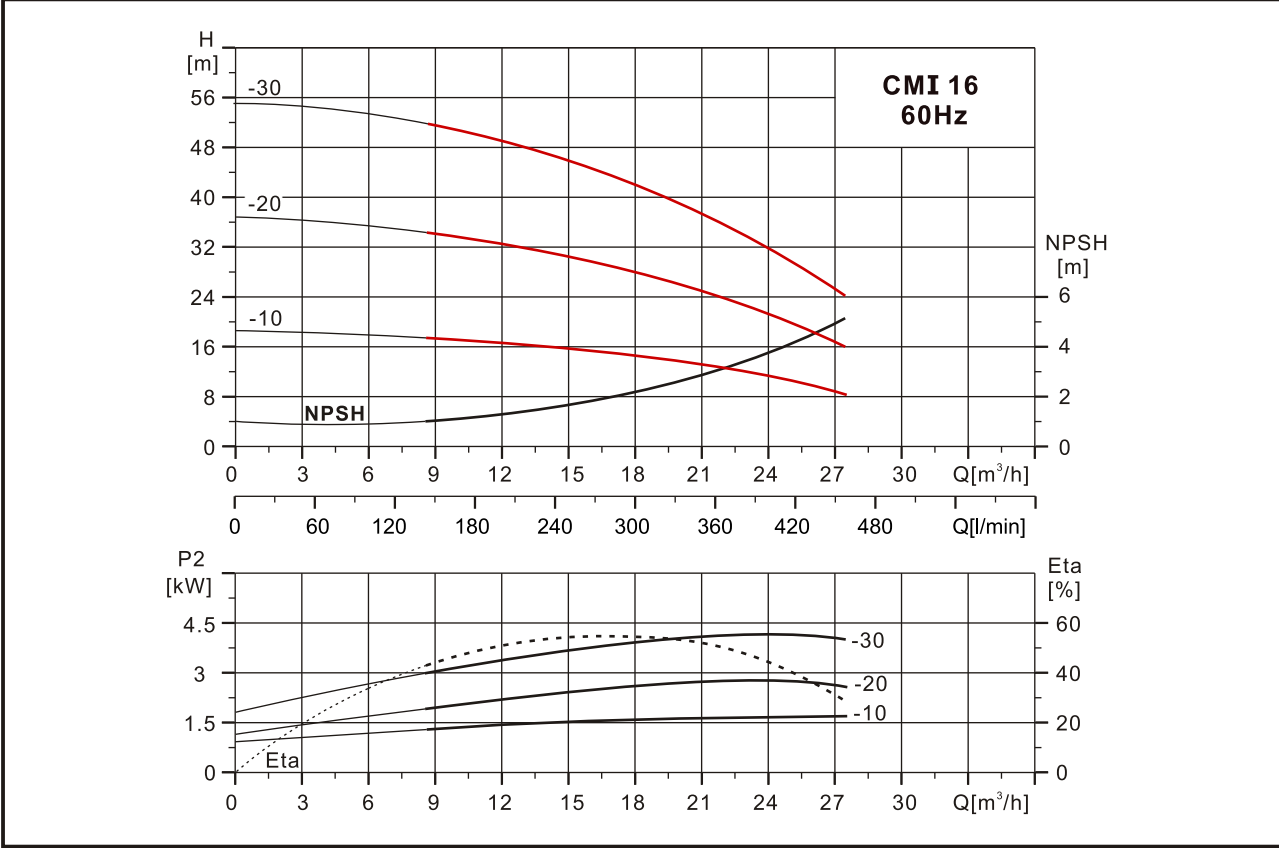


성능곡선도 CMI 16 60Hz

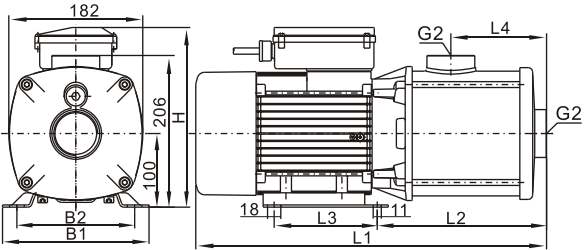


표준 사양

Model	P ₂ (kW) 출력	Q (m ³ /h)	8	12	16	20	24	28
CMI16-10	1.5	H (m)	17	16	14	13	11	8
CMI16-20	3.0		34	32	28	26	22	16
CMI16-30	4.0		51	48	42	39	33	24

· 단상 220V는 표시없음, (T)는 삼상 220V/380V/440V

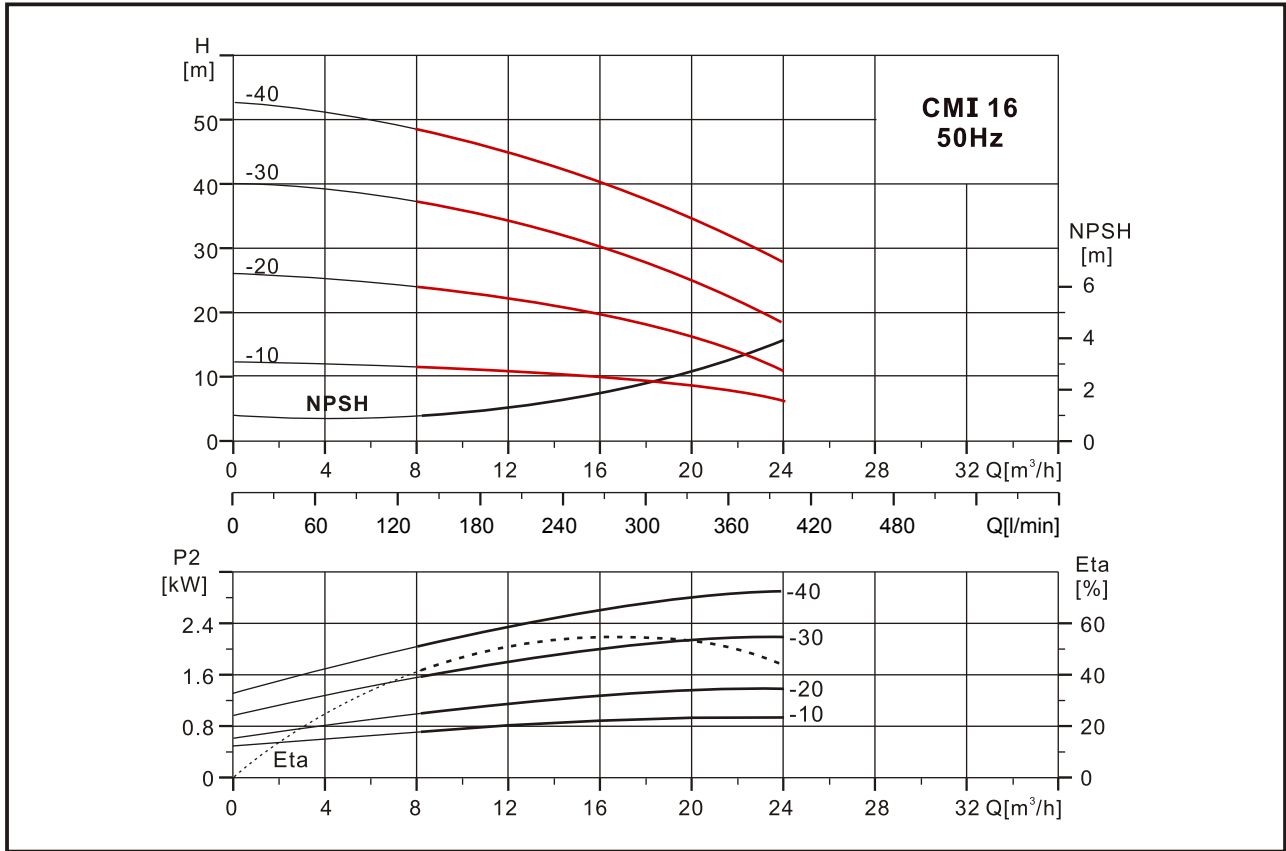
외형도 60Hz



Model	사이즈 (mm)											
	단상					삼상					L2	L4
	B1	B2	L1	L3	H	B1	B2	L1	L3	H		
CMI16-10(T)	158	125	439	96	232	158	125	439	96	217	230	130
CMI16-20(T)	—	—	—	—	—	199	160	500	140	212	230	130
CMI16-30(T)	—	—	—	—	—	199	160	510	140	260	230	130



성능곡선도 CMI 16 50Hz

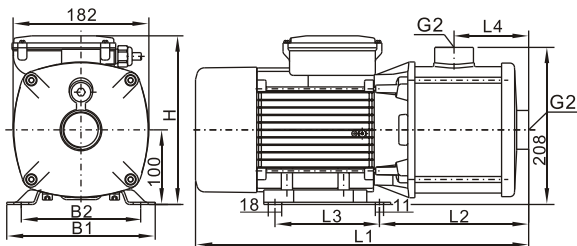


표준 사양

Model	P ₂ (kW) 출력	Q (m ³ /h)	8	10	12	14	16	18	20	22	24
CMI16-10	1.0	H (m)	12	11.5	11	10.5	10	9	8	7	6
CMI16-20	1.5		24	23	22	21	20	19	16	14	12
CMI16-30	2.2		38	36	34	33	30	28	26	23	20
CMI16-40	3.0		50	48	46	44	40	38	36	32	28

· 단상 220V는 표시없음, (T)는 삼상 220V/380V/440V

외형도 50Hz



Model	사이즈 (mm)										무게 (kg)		
	단상					삼상							
	B1	B2	L1	L3	H	B1	B2	L1	L3	H		L2	L4
CMI16-10(T)	158	125	408	96	209	158	125	408	96	212	215	130	13
CMI16-20(T)	158	125	439	96	232	158	125	439	96	217	230	130	16
CMI16-30(T)	199	160	480	140	244	199	160	580	140	212	230	130	22
CMI16-40T	—	—	—	—	—	199	160	545	140	212	275	175	27