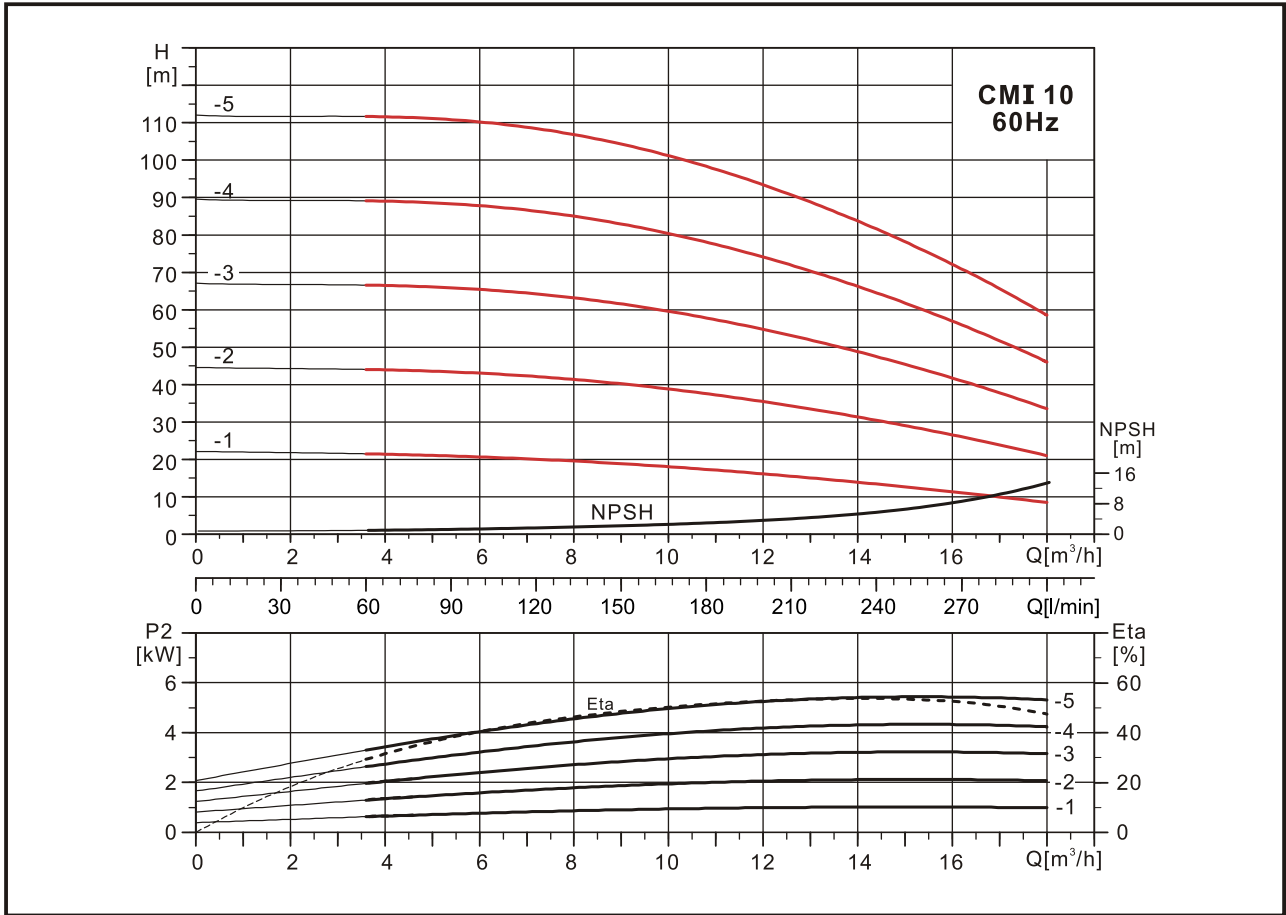


성능곡선도 CMI 10 60Hz

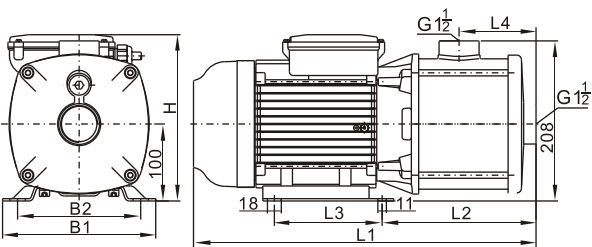


표준 사양

Model	P ₂ (kW) 출력	Q (m ³ /h)	H (m)													
			4	5	6	7	8	9	10	11	12	13	14	15	16	17
CMI 10-1	1.1	H (m)	22	21	20.5	20	19.5	19	18	17	16	15	13	12	11	9
CMI 10-2	2.2		44	43.5	43	42	41	40	38	36	34	33	32	29	27	23
CMI 10-3	4.0		66	65	64	63	62	61	59	57	54	52	48	45	41	38
CMI 10-4	4.0		88	87	86.5	86	84	82	80	77	74	70	66	61	57	51
CMI 10-5	5.5		112	111	110	108	106	104	101	97	93	88	83	78	71	65

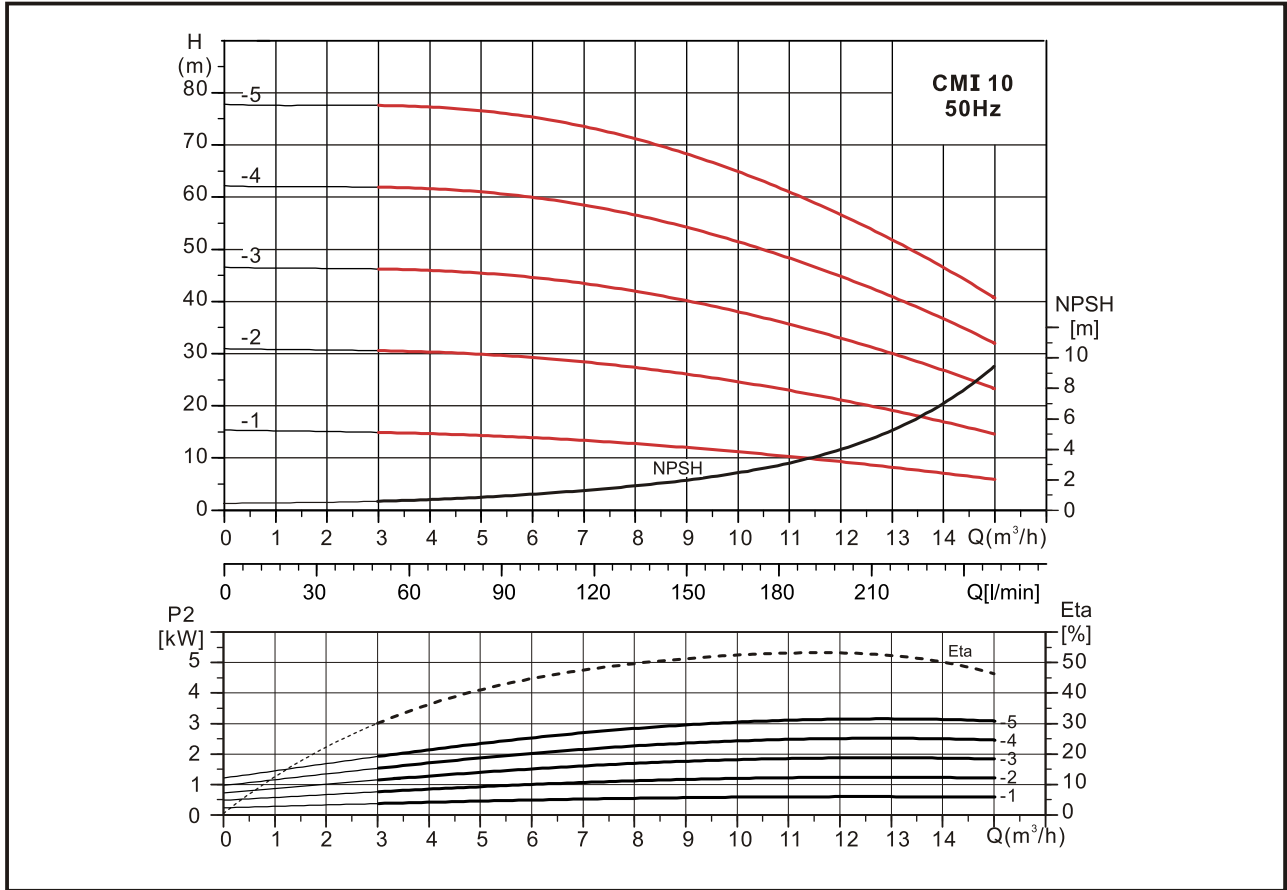
· 단상 220V는 표시없음, (T)는 삼상 220V/380V/440V

외형도 60Hz



Model	사이즈 (mm)						단상	삼상	무게 (kg)
	B1	B2	L1	L2	L3	L4			
CMI10-1(T)	158	125	412	200	96	100	214	217	11
CMI10-2(T)	199	160	448	200	140	100	244	212	13
CMI10-3T	199	160	510	235	140	100	—	260	23
CMI10-4T	199	160	540	265	140	130	—	260	26
CMI10-5T	228	190	620	318	140	160	—	296	2

성능곡선도 CMI 10 50Hz

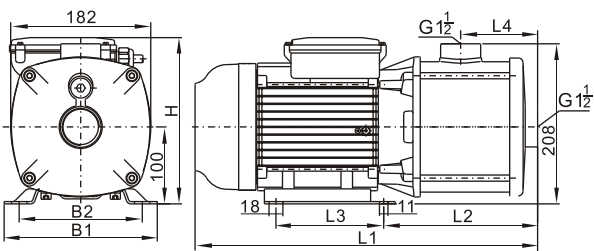


표준 사양

Model	P ₂ (kW) 출력	Q (m³/h)	4	5	6	7	8	9	10	11	12	13	14
CMI10-1(T)	0.65	H (m)	14.5	14	13.5	13	12.5	12	11	10	9	8	7
CMI10-2(T)	1.2		30	29.5	29	28	27	26	24	23	21	19	16
CMI10-3(T)	2.2		45.5	45	44	43	42	40	37	36	33	30	26
CMI10-4T	3.0		61	60.5	60	58	56	54	52	48	45	41	36
CMI10-5T	3.0		76.5	76	75	74	71	68	65	61	57	52	46

· 단상 220V는 표시없음, (T)는 삼상 220V/380V/440V

외형도 50Hz



Model	사이즈 (mm)						단상 H	삼상 H	무게 (kg)
	B1	B2	L1	L2	L3	L4			
CMI10-1(T)	158	125	383	185	96	100	206	212	10
CMI10-2(T)	158	125	412	200	96	100	214	217	12
CMI10-3(T)	199	160	448	200	140	100	244	212	22
CMI10-4T	199	160	498	230	140	130	—	212	25
CMI10-5T	199	160	558	290	140	190	—	212	26